NAJ Code of Practice

USE OF CLASS II WEIGHING SCALES FOR PRECIOUS METALS

Version 1. November 2025.

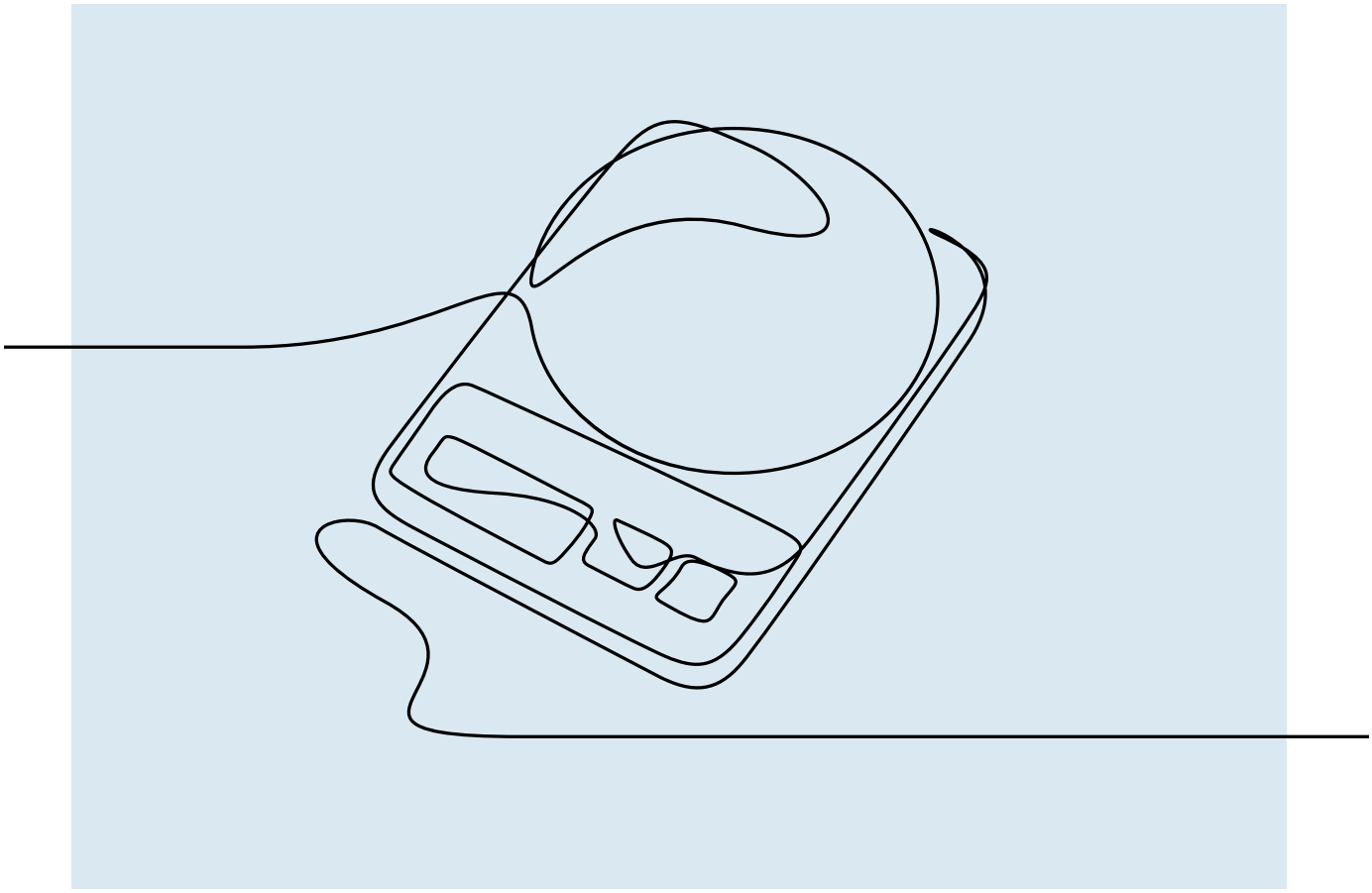

Purpose

This Code of Practice supports NAJ members in understanding and complying with legal requirements when weighing precious metals, gemstones, and pearls for trade.

It aims to help you feel confident that your weighing practices meet regulatory standards, avoid potential issues, and maintain trust with customers. The Code outlines what's required, why it matters, and how to ensure your equipment is suitable.

Scope

This Code applies to all NAJ members who buy, sell, or value precious metals, gemstones, or pearls where weight forms part of the transaction.

The National Association of Jewellers

Shaping professional excellence in jewellery businesses and their people

NAJ Code of Practice:

Use of Class II Weighing Scales for Precious Metals

The National Association of Jewellers

Legal Requirement

Under the Non-Automatic Weighing Instruments Regulations 2016, any scale used for trade, specifically for transactions involving gold, silver, platinum, other precious metals, precious stones or pearls must be a Class II non-automatic weighing instrument.

Why Class II?

Class II scales offer high accuracy, which is essential when weighing items of high value relative to their weight. These instruments typically measure in fine divisions (e.g. 0.1g or 0.01g), ensuring precise and fair transactions.

Accuracy classes:

Class	Accuracy	Typical Use
I	Special	Laboratory use
II	High	Precious metals, stones, pharmaceuticals
III	Medium	General retail
IIII	Ordinary	Building materials, waste

Location-Specific Calibration

Class II scales are calibrated for specific geographic locations due to variations in gravity. This is often defined by postcode in the instrument's certificate or declaration of conformity. Using the scale outside its calibrated area may result in inaccurate readings and non-compliance.

Trade Approval and Markings

Scales used for trade must be approved and bear the following markings:

- **'M' mark** (indicating metrology compliance)
- **CE**, **UKCA**, or **UKNI** marking depending on origin
- **Year of manufacture**
- **Verification stickers** from an approved body

Data Plate Examples

Below are three data plate examples showing the markings typically found on a data plate or tamper-proof label on the instrument.

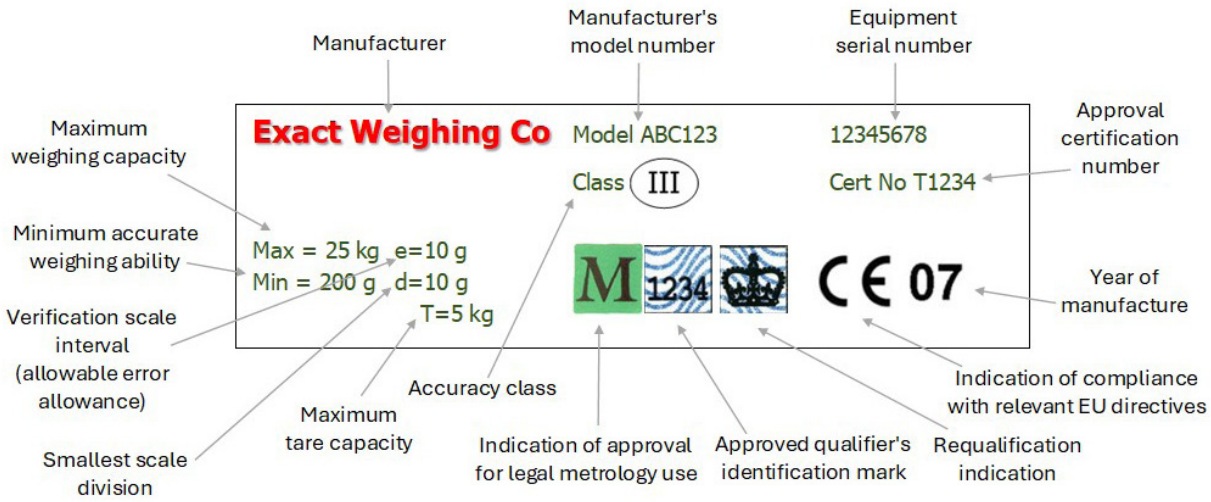

CE pre 2017 data plate example courtesy of Business Companion

Data Plate Examples Continued

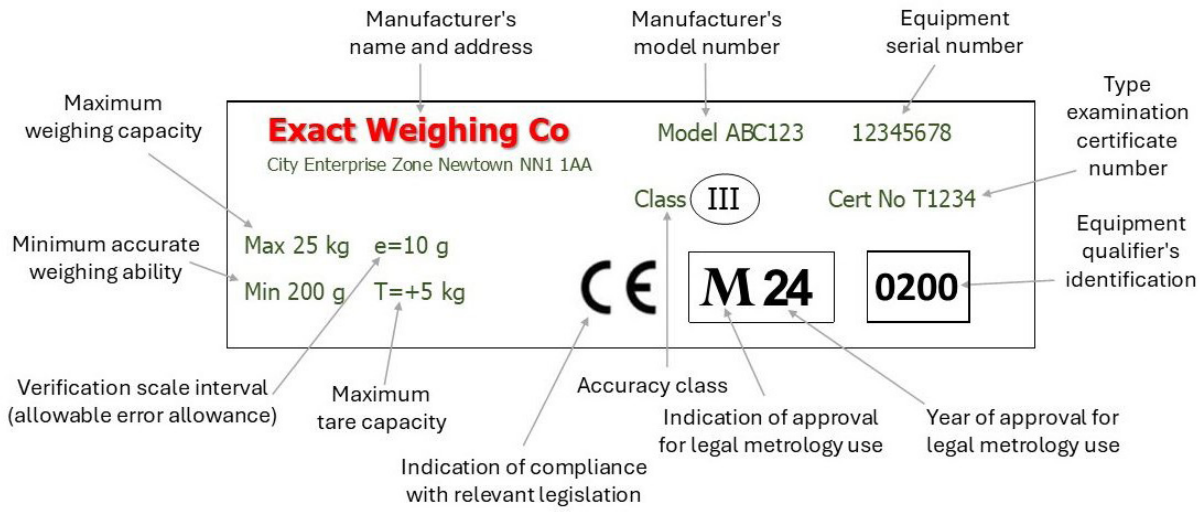

UKCA data plate example courtesy of Business Companion

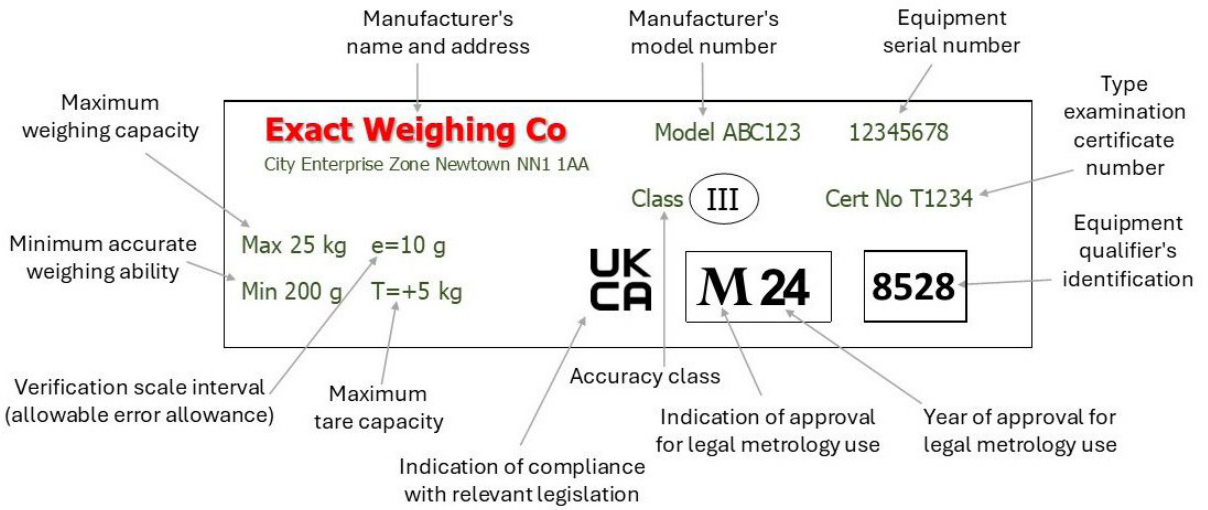

CE data plate example courtesy of Business Companion

NAJ Code of Practice:

Use of Class II Weighing Scales for Precious Metals

The National Association of Jewellers

When Trade Approval Is Required

Trade-approved Class II scales **must be used** when:

- The weight alone determines the price of the item (e.g. buying scrap gold by gram).

Trade-approved scales **may not be required** when:

- The price is based on multiple factors, such as design, craftsmanship, or valuation not solely weight.

Best Practice for Jewellers

- Ensure your scales are Class II and suitable for trade use.
- Check calibration is appropriate for your geographical location.
- Maintain your scales regularly and keep records of servicing and accuracy checks, this can be externally, or you can buy your own calibrated weights and test the scale regularly to ensure it is accurate.
- Use scales on a stable, level surface, free from vibration and draughts. If the scale has a spirit level- adjust accordingly to ensure correct balance.
- Keep weighing pans clean and free from debris.
- Keep copies of verification certificates, calibration reports, and service records for inspection.

Note: *Calibration* checks that a scale gives accurate readings and may be done by a service engineer. *Verification* is a legal process confirming the scale meets regulatory requirements for trade use and can only be carried out by an approved body.

Common Mistakes to Avoid

- Using kitchen or postal scales for trade transactions.
- Moving a scale to a different site without re-verification.
- Ignoring damaged verification stickers or unreadable markings.
- Assuming all digital scales are automatically suitable for trade use.
- Just because your supplier sells scales to jewellers, not every scale they are selling will be suitable for commercial transactions. Check before you buy. Be wary of websites advertising scales as being suitable for commercial transactions when they are not. If a deal looks to good to be true it normally is.

Useful Links and Further Support

For advice on purchasing, calibrating, or verifying weighing equipment, contact your local Trading Standards office. They can advise on suitability, especially for second-hand equipment.

- The Non-automatic Weighing Instruments Regulations 2016
- Weighing equipment for legal use | Business Companion



Buckinghamshire&Surrey trading standards

Buckinghamshire Council est. 2020 | Surrey County Council

This Code of Practice is issued as Assured Advice under the NAJ's Primary Authority partnership with Trading Standards.

NAJ Professional Standards Definitions

The National Association of Jewellers

Code of Conduct

The NAJ Code of Conduct is a set of rules and standards based on honesty, integrity and professionalism that members MUST abide by. The honouring of this commitment to the Code of Conduct sets members businesses apart from others.

Code of Practice

An NAJ Code of Practice is a set of rules regarding a particular subject. Most often, these Codes of Practice are translations of existing UK law. A Code of Practice provides explanations of how to uphold the law. Members MUST follow these codes in order to remain legally compliant.

Guidance Notes

An NAJ Guidance Note is a document produced to help members better understand their obligations in various areas. Guidance Notes can be on various subjects and are not always based on a specific UK Law. Members are expected to follow these instructions as best practice, although there is no statutory requirement. Guidance notes will be considered by The NAJ Professional Technical Standards Group for elevation to a Code of Practice after a period of two years has elapsed since their publication.

Disciplinary Procedure

The NAJ Disciplinary process is a series of steps that the NAJ can take to address member behaviour that falls short of the expectations as set out in the Code of Conduct.

These documents are live documents and subject to continued review; they can all be accessed on the NAJ website here; Codes of Practice (naj.co.uk)

The National Association of Jewellers

NAJ Disciplinary Procedure Tree

